

DH-PFM881

Outdoor 5G Wireless video transmission device (CPE)



Features

- Support outdoor temperature: $-30^{\circ}\text{C}\sim 70^{\circ}\text{C}$, industrial design;
- Wireless coverage recommended range $\leq 3\text{km}$;
- Radio-frequency mouth anti-thunder reaches 15KV ESD;
- Support auto ranging function, real time display straight line distance between client and base station;
- Support device auto reboot function;
- 5G mode support 5745~5825MHz(extended range: 4920~6100MHz);
- Support flow control, effectively control base station/client input/output flow control;
- Support VLAN partition, realize virtual local network function, control broadcast storm
- Support 802.1x authentication method, effectively guarantee client access control, provide access safety.
- Support client priority setting, better dispatch each client when the mode is point-to-multipoint
- Support multiple channel option (5M/10M/20M/40M), effectively improve anti-interference and penetration capability

DH-PFM881

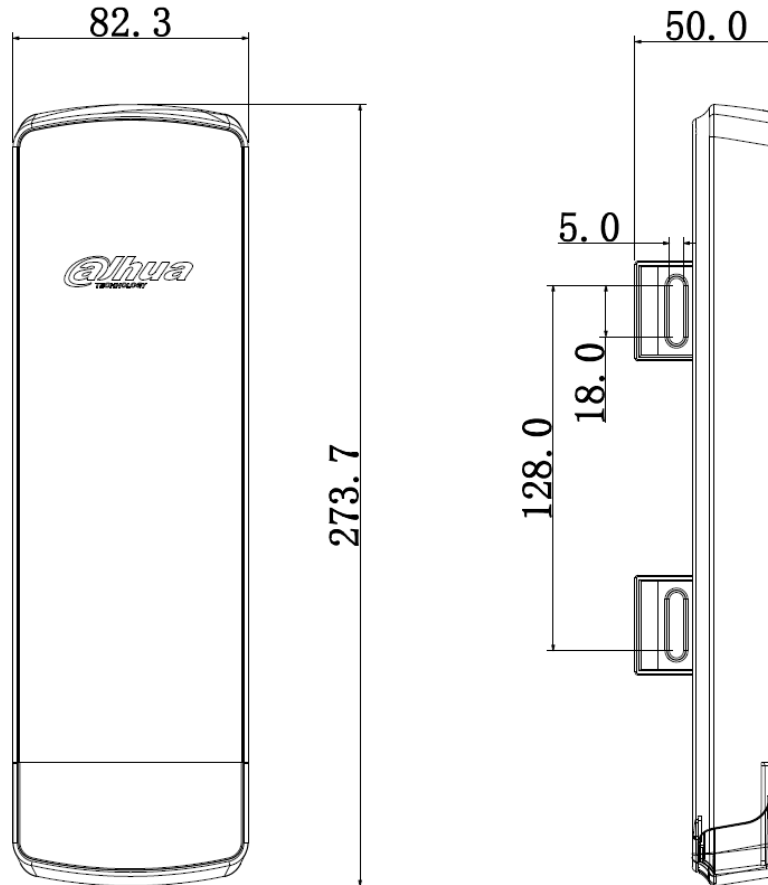
Specifications

Model	DH-PFM881
Wireless Features	
Wireless Standard	IEEE802.11 a/n
Working Frequency	5745~5825MHz(extended range: 4920~6100MHz)
Wireless Speed	300Mbps
Modulation Mode	OFDM
Antenna	Built-in antenna: gain 15dBi
Output Power	27dBm (max)
Receiving Sensitivity	-74dBm@65Mbps, -96dBm@1Mbps
Transmission Distance	0-3KM
Wireless Direction Angle	Horizontal 40°, vertical 15°
Hardware	
Power	1*PoE RJ45(IN: 220V, OUT: 24V/0.5A);
Power Consumption	Max. 8W
Ethernet Port	1*LAN RJ45 + 1*LAN RJ45 from passive PoE adapter
Indicator Light	Wi-Fi status indicator light / LAN port indicator light / Power indicator light / Signal intensity indicator light
Working Temperature	-30℃~+70℃
Storage Temperature	-30℃~+80℃
Working Humidity	5%~95%RH(no condensation)
Equipment Dimension	280mmx30mmx80mm
Equipment Weight	0.45Kg
Mast Diameter	40mm~60mm
Software	
Encryption Type	WEP/WPA-PSK/WPA2/CCMP(AES)/TKIP
Network Mode	Route/Network Bridge
Working Mode	Access Point/Client/WDS AP/WDS client/WDS Repeater
Security Mechanism	IP/MAC address filtering, hide network name, etc.
Network Protocol	TCP/UDP/ARP/ICMP/DHCP/HTTP/NTP
TDMA Enhancement	Support(TDMA eliminate hidden nodes influence and greatly improve one-to-many performance)
Auto ACK Timing Adjustment	Support(Auto optimize parameter within long-distance communication and make the performance optimal)
Management and Log	NTP, SNMP, Syslog, Telnet
Webpage Configuration Management	Support webpage configuration
Firmware Update	Support firmware webpage update
Long-Distance Communication Throughput Rate	≤40Mbps@3km
Bandwidth	Flexible 5M/10M/20M/40MHz

DH-PFM881

Configuration	
---------------	--

Dimensions (mm)



Application Scenarios

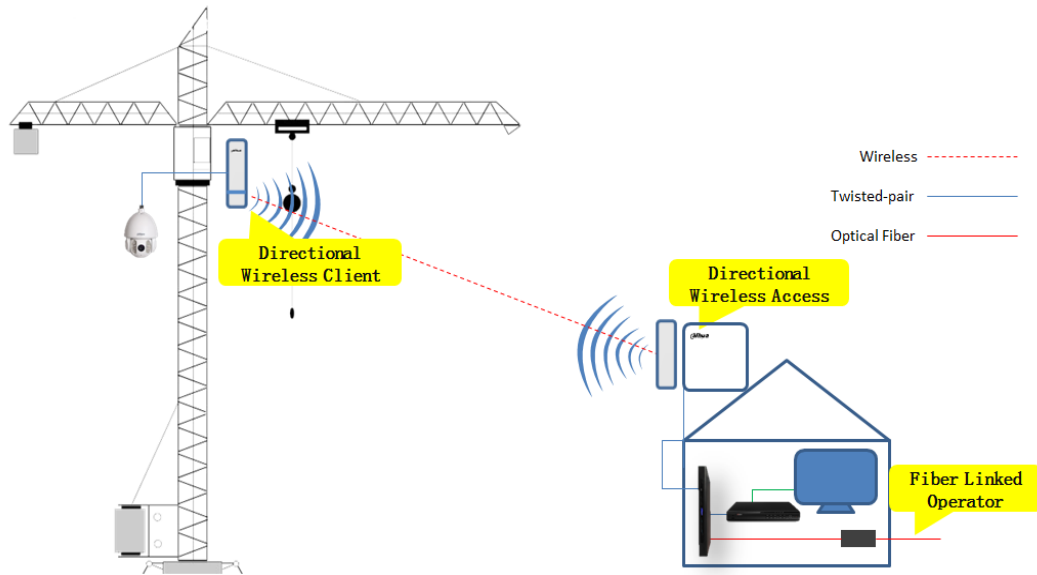
1. Safe towns, safe construction sites, safe scenic area and wireless HD video monitoring of the bus stations, etc.;
2. Playground, ranch, uptown crossroad, orchard, park and other no blocking scenarios.

Networking Mode

1. Point-to-Point Networking

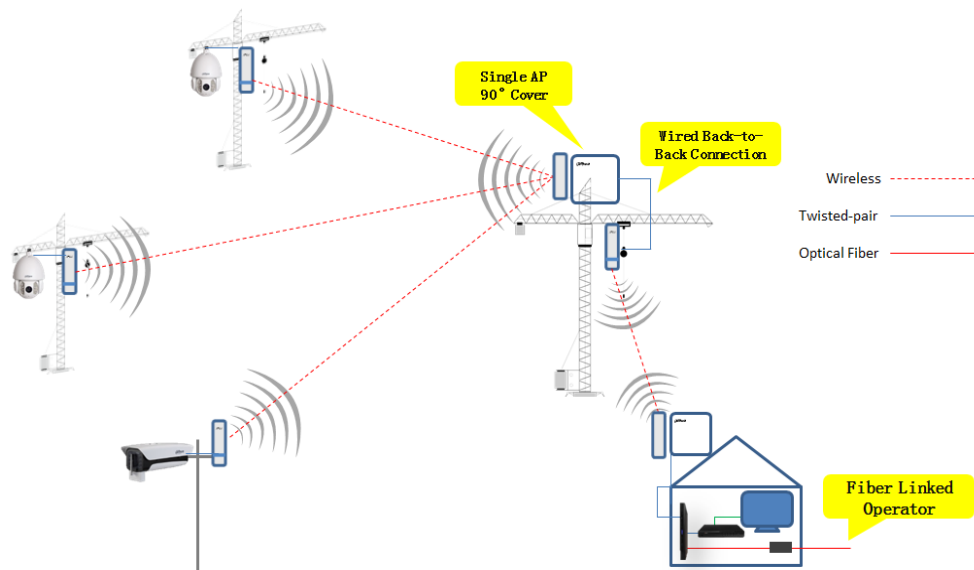
For point-to-point communication, generally a DH-PFM880 (or DH-PFM881) is set as access point, and the other DH-PFM881 is set as client, as demonstrated below.

DH-PFM881



2. Point-to-Multipoint Networking

For point-to-multipoint communication, generally adopt DH-PFM880 as server, and it is set as access point (different “frequency/channel” should be set when there are several access points in order to prevent interference), DH-PFM881 (or DH-PFM880) is set as client, as demonstrated below.

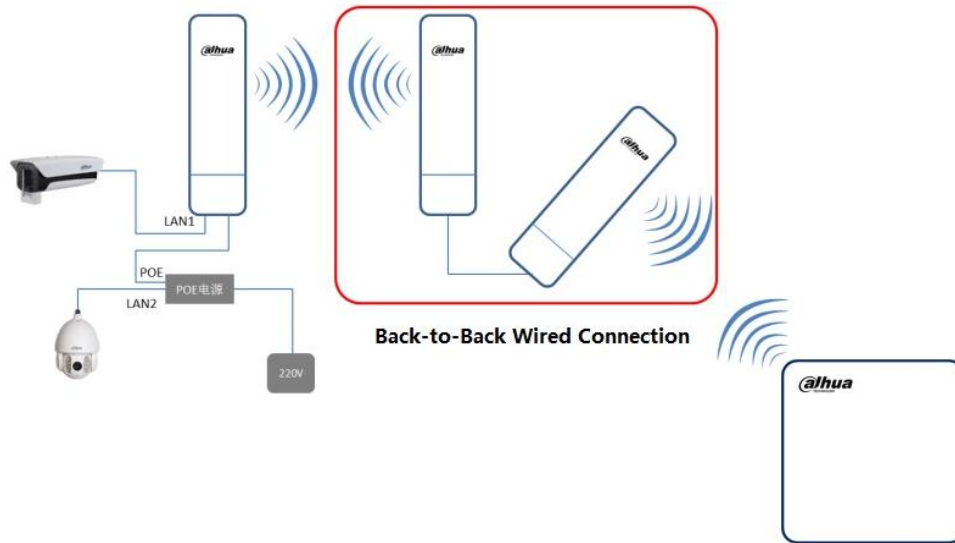


3. Back-to-Back Angle Adjustment Network

For wireless coverage blind angle, cable connection for double devices is recommended, which can solve the problem of angle by adjusting two directions respectively; the back-to-back connection for double devices can also be applied to

DH-PFM881

long-distance repeater, as demonstrated below.



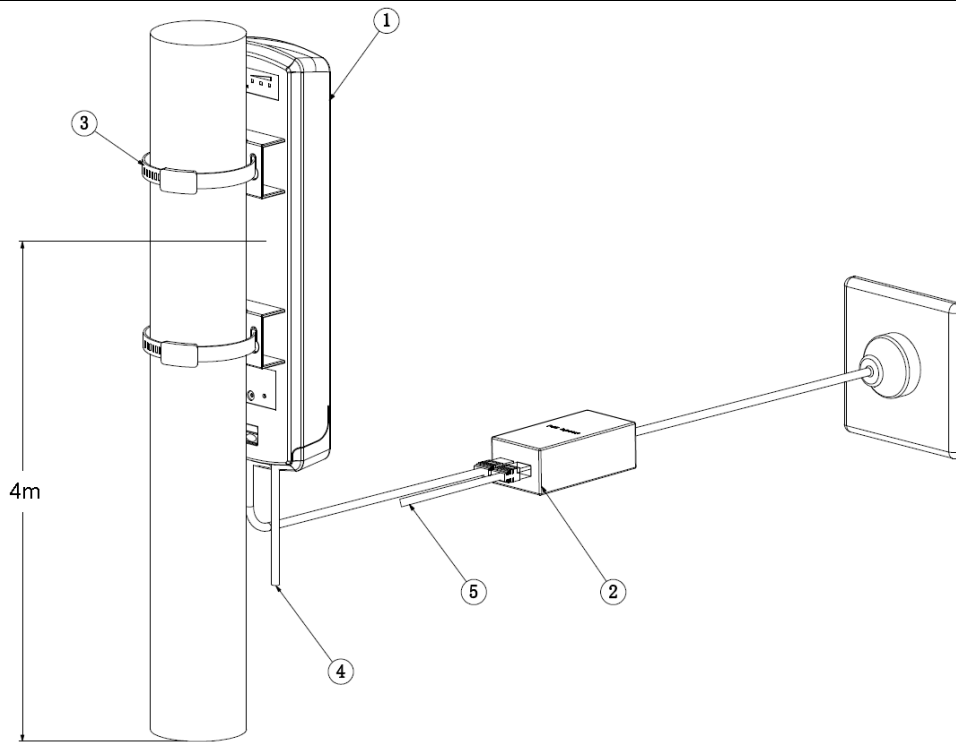
4. Integrated Wireless Coverage Networking

In the actual project, we may use point-to-point, point-to-multipoint, repeater between point-to-point, direction adjustment and several other ways of integrated application at the same, as demonstrated below.



Connection Mode

DH-PFM881



1. DH-PFM881 equipment
2. PoE power supply
3. Metal hoops for installing the equipment
4. Network interface of DH-PFM881. Used for connecting the cameras
5. Network interface of PoE power supply. Used for connecting PC/camera

Note:

The recommended installation height is 4m without barrier between two points. The actual installation height is determined by the installation environment.

Dahua Technology Co., Ltd.

1199 BinAn Road, Binjiang District, Hangzhou, China

Tel: +86-571-87688883

Fax: +86-571-87688815

Email: overseas@dahuatech.com

www.dahuasecurity.com

*Design and specifications are subject to change without notice.

© 2016 Dahua Technology Co., Ltd.